

12-month Enrollment 2012-13

2011-12 Data

Institution: Missouri University of Science and Technology (178411)

User ID: 29C0011

Overview screen**12-month Enrollment Overview**

The 12-Month Enrollment component collects unduplicated student enrollment counts and instructional activity data for an entire 12-month period. Using the instructional activity data reported, a full-time equivalent (FTE) student enrollment at the undergraduate and graduate level is estimated. Institutions with Doctor's-professional practice students will also report the FTE enrollment of those students. NCES uses the FTE enrollment to produce indicators such as expenses by function per FTE as reported in the IPEDS Data Feedback Report.

Data Reporting Reminders:

- All institutions must now use the July 1 - June 30 reporting period. There is no longer the option of using the September 1 - August 31 reporting period.

Resources:

To download the survey materials for this component: [Survey Materials](#)

To access your prior year data submission for this component: [Reported Data](#)

If you have questions about completing this survey, please contact the **IPEDS Help Desk at 1-877-225-2568**.

Institution: Missouri University of Science and Technology (178411)

User ID: 29C0011

Undergraduate Instructional Activity Type

Undergraduate instructional activity data in Part B may be reported in units of contact hours or credit hours. Which instructional activity units will you use to report undergraduate instructional activity?

Please note that any graduate level instructional activity must be reported in credit hours.

<input type="radio"/>	Contact hours
<input type="radio"/>	Credit hours
<input type="radio"/>	Both contact and credit hours (some undergraduate programs measured in contact hours and some measured in credit hours)

You may use the space below to provide context for the data you've reported above.

 Total enrollment Fall 2011
NOTE: Grand total (2011-12) calculated above is expected to be greater than Total enrollment Fall 2011.

5,671

1,850

Part B - Instructional Activity






**12-month Instructional Activity
July 1, 2011 - June 30, 2012**

	2011-12 total activity	Prior year data
Undergraduate level:		
<u>Credit hour activity</u>	155,376	151,010
Graduate level:		
<u>Credit hour activity</u>	30,391	

Institution: Missouri University of Science and Technology (178411)

User ID: 29C0011

Prepared by

This survey component was prepared by:										
	Keyholder		SFA Contact		HR Contact		Finance Contact		Other	
Name:	<input type="text" value="Randy Sade"/>									
Email:	<input type="text" value="SadeR@umsystem.edu"/>									
How long did it take to prepare this survey component?										
	<input type="text" value="8"/>	hours	<input type="text" value="45"/>	minutes						
<p>The name of the preparer is being collected so that we can follow up with the appropriate person in the event that there are questions concerning the data. The Keyholder will be copied on all email correspondence to other preparers.</p> <p>The time it took to prepare this component is being collected so that we can continue to improve our estimate of the reporting burden associated with IPEDS. Please include in your estimate the time it took for you to review instructions, query and search data sources, complete and review the component, and submit the data through the Data Collection System.</p> <p>Thank you for your assistance.</p>										

Summary screen

12-Month Enrollment Component Summary

IPEDS collects important information regarding your institution. All data reported in IPEDS survey components become available in the IPEDS Data Center and appear as aggregated data in various Department of Education reports. Additionally, some of the reported data appears specifically for your institution through the College Navigator website and is included in your institution's Data Feedback Report (DFR). The purpose of this summary is to provide you an

