

2018-19 Data

Institution: University of Missouri-System Office (178439)

User ID: 29C0011

Finance - Public Institutions' Reporting Standard

| Reporting Standard | |
|---|---|
| Please indicate which reporting standards are used to prepare your financial statements: | |
| <input type="checkbox"/> | GASB (Governmental Accounting Standards Board), using standards of GASB 34 & 35 |
| <input type="checkbox"/> | FASB (Financial Accounting Standards Board) |
| Please consult your business officer for the correct response before saving this screen. Your response to this question will determine the forms you will receive for reporting finance data. | |



| | | | |
|----|---|--|---------------------|
| 18 | <u>Net position</u> CV=[(A06+A19)-(A13+A20)] |  -304,049,958 | -294,727,467 |
|----|---|--|---------------------|

You may use the space below to provide context for the data you've reported above.

Institution: University of Missouri-System Office (178439)

User ID: 29C0011

Part A - Statement of Net Position Page 2

Fiscal Year: July 1, 2018 - June 30, 2019

| Line No. | Description | Ending balance | Prior year Ending balance |
|----------|---|----------------|---------------------------|
| | <u>Capital Assets</u> | | |
| 21 | <u>Land and land improvements</u> | 3,840,895 | 3,840,896 |
| 22 | <u>Infrastructure</u> | 121,051,283 | 121,051,283 |
| 23 | <u>Buildings</u> | 21,493,515 | 21,493,515 |
| 32 | Equipment, including art and <u>library collections</u> | 77,165,866 | 80,276,169 |
| 27 | <u>Construction in progress</u> | 0 | 0 |
| | Total for Plant, Property and Equipment CV = (A21+ .. A27) | 223,551,559 | 226,661,863 |
| 28 | <u>Accumulated depreciation</u> | 119,360,602 | 114,290,431 |
| 33 | Intangible assets, net of accumulated amortization | 0 | 0 |
| 34 | Other capital assets | 11,899,817 | 11,844,498 |

You may use the space below to provide context for the data you've reported above.

Institution: University of Missouri-System Office (178439)

User ID: 29C0011

Part B - Revenues by Source (1)

| Fiscal Year: July 1, 2018 - June 30, 2019 | | | |
|---|--|---------------------|-------------------|
| Report in whole dollars only | | | |
| Line No. | Source of Funds | Current year amount | Prior year amount |
| | <u>Operating Revenues</u> | | |
| 01 | <u>Tuition and fees</u> , after deducting <u>discounts and allowances</u> | 0 | 0 |
| | Grants and contracts - operating | | |
| 02 | Federal operating grants and contracts | 0 | 0 |
| 03 | State operating grants and contracts | 135,651 | 505 |
| 04 | Local government/private operating grants and contracts | 0 | 0 |
| | 04a Local government operating grants and contracts | 0 | 0 |
| | 04b Private operating grants and contracts | 0 | 0 |
| 05 | Sales and services of <u>auxiliary enterprises</u> , after deducting <u>discounts and allowances</u> | 25,377,409 | 28,048,500 |
| 26 | <u>Sales and services of educational activities</u> | 726,438 | 1,055,244 |
| 08 | Other sources - operating (CV) CV=[B09-(B01++B26)] | 1,252,350 | 2,471,358 |
| 09 | Total operating revenues | 27,491,848 | 31,575,607 |
| | | | |
| | | | |
| | | | |

Institution: University of Missouri-System Office (178439)

User ID: 29C0011

Part B - Revenues by Source (2)







Fiscal Year: July 1, 2018 - June 30, 2019

| Line No. | Source of funds | Current year amount | Prior year amount |
|----------|--|---------------------|-------------------|
| | <u>Nonoperating Revenues</u> | | |
| 10 | Federal <u>appropriations</u> | 9,828,045 | 9,754,640 |
| 11 | State <u>appropriations</u> | 20,792,583 | 22,233,104 |
| 12 | <u>Local appropriations, education district taxes, and similar support</u> | 0 | 0 |
| | Grants-nonoperating | | |
| 13 | Federal nonoperating grants Do NOT include Federal Direct Student Loans | 0 | 0 |
| 14 | State nonoperating grants | 0 | 0 |
| 15 | Local government nonoperating grants | 0 | 0 |
| 16 | <u>Gifts, including contributions from affiliated organizations</u> | 670,705 | 114,450 |
| 17 | <u>Investment income</u> | 99,007,953 | 58,350,407 |
| 18 | Other nonoperating revenues CV=[B19-(B10+...+B17)] | 17,239,172 | 0 |
| 19 | Total nonoperating revenues | 147,538,458 | 90,452,601 |
| 27 | Total operating and nonoperating revenues CV=[B19+B09] | 175,030,306 | 122,028,208 |
| 28 | <u>12-month Student FTE from E12</u> | | |
| 29 | Total operating and nonoperating revenues per student FTE CV=[B27/B28] | | |
| | | | |
| | | | |
| | | | |

Institution: University of Missouri-System Office (178439)

User ID: 29C0011

Part C-1 - Expenses by Functional Classification

| Fiscal Year: July 1, 2018 - June 30, 2019 | | | | | |
|--|--|---|-------------------------|--|-------------------------------|
| Report Total Operating AND Nonoperating Expenses in this section | | | | | |
| Line No. | Expense: Functional Classifications | Total amount | Prior Year Total Amount | Salaries and wages | Prior Year Salaries and wages |
| | | (1) | | (2) | |
| 01 | <u>Instruction</u> |  6,709,004 | 2,852,829 |  388,194 | 269,680 |
| 02 | <u>Research</u> | 2,432,315 | 1,818,651 | 107,733 | 28,431 |
| 03 | <u>Public service</u> |  2,047,182 | 1,238,393 |  224,156 | 177,804 |
| 05 | <u>Academic support</u> |  3,272,443 | 1,060,898 | 455,227 | 162,264 |
| 06 | <u>Student services</u> | 4,864,389 | 5,276,510 | 1,189,308 | 1,163,086 |
| 07 | <u>Institutional support</u> | 40,898,512 | 37,379,600 | 25,601,066 | 25,053,067 |
| 10 | <u>Scholarships and fellowships expenses, net of discounts and allowances (from Part E, E11)</u> | 0 | 0 | | |
| 11 | <u>Auxiliary enterprises</u> | 23,135,509 | 26,863,141 | 5,457,712 | 5,351,624 |
| 14 | Other Functional Expenses and deductions CV=[C19-(C01+...+C11)] | 100,995,393 | 20,928,191 | 0 | 0 |
| 19 | Total expenses and deductions |  184,354,747 | 97,418,213 | 33,423,396 | 32,205,956 |

Institution: University of Missouri-System Office (178439)

User ID: 29C0011

Part C-2 - Expenses by Natural Classification

Fiscal Year: July 1, 2018 - June 30, 2019

| Line No. | <u>Expense: Natural Classifications</u> | Total Amount | Prior year amount |
|----------|--|--------------|-------------------|
| 19-2 | <u>Salaries and Wages</u> (from Part C-1, Column 2 line 19) | 33,423,396 | 32,205,956 |
| 19-3 | <u>Benefits</u> | 117,088,310 | 33,436,737 |
| 19-4 | <u>Operation and Maintenance of Plant (as a natural expense)</u> | 1,621,790 | 5,857,912 |
| 19-5 | <u>Depreciation</u> | 4,325,541 | 4,843,818 |
| 19-6 | <u>Interest</u> | 2,162,817 | 1,714,628 |
| 19-7 | <u>Other Natural Expenses and Deductions</u> CV=[C19-1 - (C19-2 + ... + C19-6)] | 25,732,893 | 19,359,162 |
| 19-1 | Total Expenses and Deductions (from Part C-1, Line 19) | 184,354,747 | 97,418,213 |
| 20-1 | <u>12-month Student FTE (from E12 survey)</u> | | |
| 21-1 | Total expenses and deductions per student FTE CV=[C19-1/C20-1] | | |

You may use the space below to provide context for the data you've reported above.

Institution: University of Missouri-System Office (178439)

User ID: 29C0011

Part M - Pension and Postemployment Benefits Other than Pension (OPEB) Information

Fiscal Year: July 1, 2018 - June 30, 2019

| Line No. | Description | Current year amount | Prior Year amount |
|----------|--------------------------------------|---------------------|-------------------|
| 01 | Pension expense | 217,961,092 | 142,184,579 |
| 02 | Net Pension liability | 814,278,706 | 731,193,228 |
| 03 | Deferred inflows related to pension | 24,985,428 | 34,921,328 |
| 04 | Deferred outflows related to pension | 220,472,951 | 249,373,004 |
| 05 | OPEB expense | 17,475,557 | |
| 06 | Net OPEB liability | 453,640,028 | |
| 07 | Deferred inflows related to OPEB | 44,866,856 | |
| 08 | Deferred outflows related to OPEB | 27,213,697 | |

You may use the space below to provide context for the data you've reported above.

Part H - Details of Endowment Assets

Fiscal Year: July 1, 2018 - June 30, 2019

| Line No. | Value of Endowment Assets | Market Value | Prior Year Amounts |
|----------|--|--------------|--------------------|
| | Include not only endowment assets held by the institution, but any assets held by private foundations affiliated with the institution. | | |
| 01 | Value of <u>endowment assets</u> at the beginning of the fiscal year | 205,616,212 | 194,740,133 |
| 02 | Value of <u>endowment assets</u> at the end of the fiscal year | | |
| | | | |
| | | | |
| | | | |



Institution: University of Missouri-System Office (178439)

User ID: 29C0011

Part L - Debt and Assets for Census Bureau, page 2

Fiscal Year: July 1, 2018 - June 30, 2019

| Assets | |
|---|---------------|
| Category | Amount |
| 07 Total cash and security assets held at end of fiscal year in sinking or debt service funds | 0 |
| 08 Total cash and security assets held at end of fiscal year in bond funds | 0 |
| 09 Total cash and security assets held at end of fiscal year in all other funds | 1,202,356,478 |

You may use the space below to provide context for the data you've reported above.

Prepared by

| | | | | | | | |
|--|--|--|--|--|--|--|--|
| | | | | | | | |
| | | | | | | | |
| | | | | | | | |
| | | | | | | | |
| | | | | | | | |
| | | | | | | | |
| | | | | | | | |
| | | | | | | | |
| | | | | | | | |
| | | | | | | | |
| | | | | | | | |
| | | | | | | | |
| | | | | | | | |
| | | | | | | | |
| | | | | | | | |
| | | | | | | | |
| | | | | | | | |

Summary

Finance Survey Summary

IPEDS collects important information regarding your institution. All data reported in IPEDS survey components become available in the IPEDS Data Center and appear as aggregated data in various Department of Education reports. Additionally, some of the reported data appears specifically for your institution through the College Navigator website and is included in your institution's Data Feedback Report (DFR). The purpose of this summary is to provide you an opportunity to view some of the data that, when accepted through the IPEDS quality control process, will appear on the College Navigator website and/or your DFR. College Navigator is updated approximately three months after the data collection period closes and Data Feedback

| | | | |
|---------------------|---------------|------|-----|
| Other core expenses | \$100,995,393 | 63% | N/A |
| Total core expenses | \$161,219,238 | 100% | N/A |
| | | | |
| | | | |

Finance

| | | | | |
|--|--|--|--|--|
| | | | | |
|--|--|--|--|--|

| | | | | |
|--|--|--|--|--|
| | | | | |
|--|--|--|--|--|

| | | | | |
|--|--|--|--|--|
| | | | | |
|--|--|--|--|--|

| |
|--|
| |
|--|

| | | | | |
|--|--|--|--|--|
| | | | | |
|--|--|--|--|--|

| | | | | |
|--|--|--|--|--|
| | | | | |
|--|--|--|--|--|

| | | | | |
|--|--|--|--|--|
| | | | | |
|--|--|--|--|--|

| | | | | |
|--|--|--|--|--|
| | | | | |
|--|--|--|--|--|

| | | | | |
|--|--|--|--|--|
| | | | | |
|--|--|--|--|--|

| | | | | |
|--|--|--|--|--|
| | | | | |
|--|--|--|--|--|

| | | | | |
|--|--|--|--|--|
| | | | | |
|--|--|--|--|--|

| | | | | |
|--|--|--|--|--|
| | | | | |
|--|--|--|--|--|

| | | | | |
|--|--|--|--|--|
| | | | | |
|--|--|--|--|--|

| | | | | |
|--|--|--|--|--|
| | | | | |
|--|--|--|--|--|

| | | | | |
|--|--|--|--|--|
| | | | | |
|--|--|--|--|--|

| |
|--|
| |
|--|

| | | | | |
|--|--|--|--|--|
| | | | | |
|--|--|--|--|--|

Reason: Overall benefits expense is increasing due to increased medical and retirement required contributions. However, this is

| | | | |
|--|--|--|--|
| | | | |
|--|--|--|--|

| | | | |
|--|--|--|--|
| | | | |
|--|--|--|--|

| | | | |
|--|--|--|--|
| | | | |
|--|--|--|--|

| | | | |
|--|--|--|--|
| | | | |
|--|--|--|--|

| | | | |
|--|--|--|--|
| | | | |
|--|--|--|--|

| | | | |
|--|--|--|--|
| | | | |
|--|--|--|--|

| | | | |
|--|--|--|--|
| | | | |
|--|--|--|--|

| | | | |
|--|--|--|--|
| | | | |
|--|--|--|--|

| | | | |
|--|--|--|--|
| | | | |
|--|--|--|--|

| | | | |
|--|--|--|--|
| | | | |
|--|--|--|--|

| | | | |
|--|--|--|--|
| | | | |
|--|--|--|--|

| | | | |
|--|--|--|--|
| | | | |
|--|--|--|--|

| | | | |
|--|--|--|--|
| | | | |
|--|--|--|--|

| | | | |
|--|--|--|--|
| | | | |
|--|--|--|--|

| | | | |
|--|--|--|--|
| | | | |
|--|--|--|--|

| | | | |
|--|--|--|--|
| | | | |
|--|--|--|--|

| | | | |
|--|--|--|--|
| | | | |
|--|--|--|--|

| | | | |
|--|--|--|--|
| | | | |
|--|--|--|--|

