


2008	
3	\$ 2,106
5	3,079
4	10,573
	-
	-
	-
	-
2	15,758
	-
	-
	-
4	11,451
3	328
2	11,779
1	\$ 27,537
6	\$ 211
5	4,223
0	1,278
1	30
J	256
	-
1	5,998
	-
	-
1	5,998
3	329
1	2,290
2	408
0	18,512
0	21,539
1	\$ 27,537



	-	272,100	131,100	34,702	-	-	408,134
Unrestricted	19,513,534	-	-	-	876,923	-	20,390,456
Total Net Assets	19,513,534	242,199	131,183	1,908,941	1,194,463	-	22,990,319
Total Liabilities and Net Assets	\$ 23,122,370	\$ 4,334,517	\$ 131,183	\$ 2,180,152	\$ 1,194,463	\$ 51,583	\$ 31,014,270



Net Assets, End of Year	\$	19,513,534	\$	242,199	\$	131,183	\$	1,908,941	\$	1,194,463	\$	22,990,319
-------------------------	----	------------	----	---------	----	---------	----	-----------	----	-----------	----	------------

Net Nonoperating Revenues (Expenses) before

10,710,110


Increase (Decrease) in Net Assets	1,404,119	-	-	317,214	-	1,721,333
Net Assets, Beginning of Year	17,792,200	-	-	-	-	17,792,200
Net Assets, End of Year	\$ 19,196,319	\$ -	\$ -	\$ 317,214	\$ -	\$ 19,513,534

Patient Medical Services	-	-	-
Housing and Dining Services	-	-	-

Other Medical Services	-	-	-
Other Auxiliary Enterprises	-	-	-
Notes Receivable Interest Income, net of Fees	-	-	-
Other Operating Revenues -			
F&A Recovery	-	(2,460,911)	(2,460,911)
Other	1,648,022	75,253	1,723,275
Total Operating Revenues	\$ 1,955,716	\$ 16,210,373	\$ 18,166,089

[REDACTED]

(c) [REDACTED] and [REDACTED] are included in the category of "personnel and maintenance of plant on the general financial statements."



MCES SCOTT COUNTY	3,847	275	96	(765)	-	-	3,452
-------------------	-------	-----	----	-------	---	---	-------

Total Endowment & Similar Funds	\$ 2,332,376	\$ 14,704	\$ (43,412)	\$ (394,190)	\$ 808	\$ 270	\$ 1,908,941	

Total Unexpended Plant Funds

\$

720,095

\$

-

\$

-

\$

-

\$

-

\$

(9,151)


\$

147,677

\$

876,923

\$



Total Agency Funds	\$ 2,969	\$ 397,706	\$ 373,782	\$ 26,893
--------------------	----------	------------	------------	-----------